

WOOD
FINISH



600 x 1200 MM



vemō ceramica
Better than Greater



600 X 1200 mm



GLAZED PORCELAIN TILES



> DESERT WOOD CHOCO



600 X 1200 mm



GLAZED PORCELAIN TILES



> DESERT WOOD CREMA



600 X 1200 mm



GLAZED PORCELAIN TILES



> LAA WOOD




600 X 1200 mm



GLAZED PORCELAIN TILES



> LOG ALMOND



600 X 1200 mm



GLAZED PORCELAIN TILES



> NERO WOOD BEIGE



600 X 1200 mm



GLAZED PORCELAIN TILES



> NERO WOOD BROWN




600 X 1200 mm



GLAZED PORCELAIN TILES

- RANDOM
- WALL TILES
- FLOOR TILES
- LIVING AREA

> NOOP WOOD



600 X 1200 mm



GLAZED PORCELAIN TILES



> PINE WOOD BEIGE




600 X 1200 mm



GLAZED PORCELAIN TILES



> TANGO BEIGE



600 X 1200 mm



GLAZED PORCELAIN TILES



> VEGA COTTO



600 X 1200 mm













GLAZED PORCELAIN TILES






> ZESTY WOOD



TECHNICAL CHARACTERISTICS

| | | |
|---------------------------------------------------------------------------------------------------------------------------|----------------------------------------------------------------------------------------------------------------|---------------------------------------------------------------------------------------------------------|
|  WATERPROOF SURFACE |  RESISTANCE TO FIRE AND HEAT |  CHEMICAL RESISTANCE |
|  RESPECTFUL OF THE ENVIRONMENT |  IMPACT RESISTANCE |  FROST RESISTANCE |
|  WEAR RESISTANCE |  LIGHT WEIGHT |  FLEXURAL STRENGTH |
|  HYGIENIC SURFACE AND SCRATCH RESISTANCE | | |

UNIQUE SELLING PROPOSITION

| | | | | |
|------------------------------------------------------------------------------------------------------------------|-----------------------------------------------------------------------------------------------------------------------|-------------------------------------------------------------------------------------------------------------|---------------------------------------------------------------------------------------------------------|---------------------------------------------------------------------------------------------------------|
|  ENDLESS DESIGN & SIZE FORMAT |  EXTREMELY DURABLE AND LIGHTWEIGHT |  LOOK OF NATURAL STONE |  ELEGANT & STYLISH |  FEWER GROUT LINES |
|  EASY TO INSTALL |  EASY TO MAINTAIN |  RECTIFIED |  RESISTANT | |

STAY SAFE AGAINST COVID-19



vemo ceramica
Better than Greater

CORPORATE OFFICE

📍 35 Aarohi Chember-2, B/h.Shakti Chember-1,
Nr. Gujarat Gas Office, 8-A N.H., Morbi-2.

☎ +91 90994 47303

✉ info@vemoceramica.com

🌐 www.vemoceramica.com

